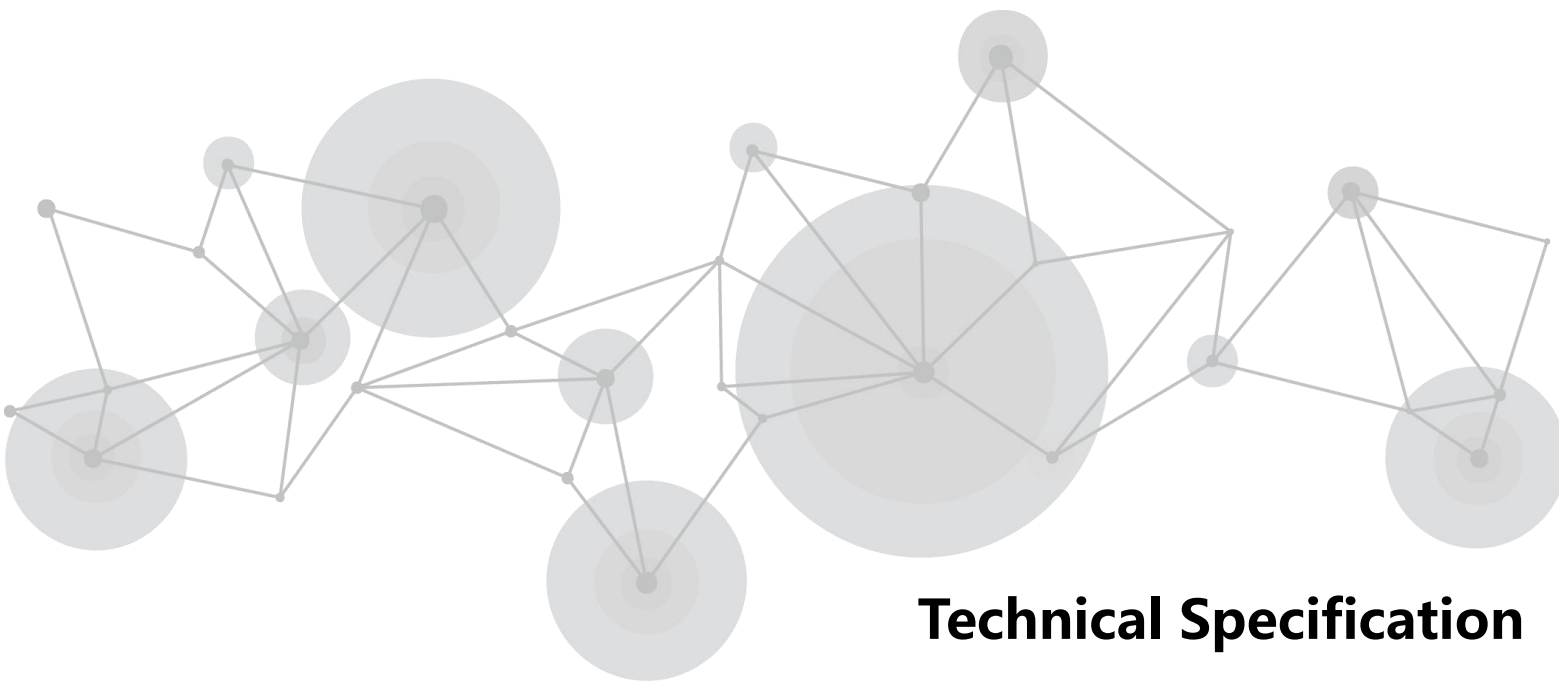




Q16pro Gen2

Multi-Window Splicing Processor



Technical Specification

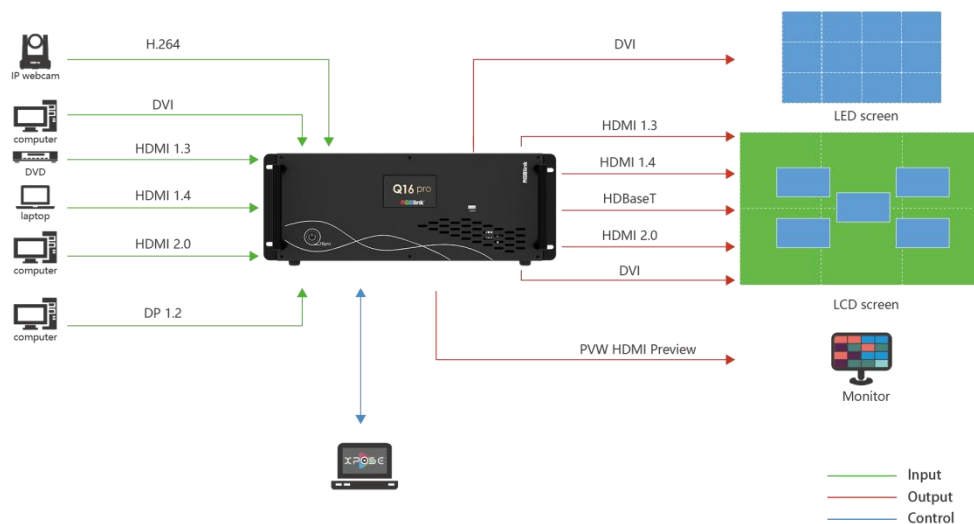
Revision History

Version	Date	Description	Principal
V1.0	2023-03-30	First Release	Aster
V1.1	2023-05-06	Revise order codes	Aster
V1.2	2023-06-15	<ol style="list-style-type: none"> 1. Add input&output module parameters 2. Add notes and cautions 	Aster
V1.3	2023-08-17	<ol style="list-style-type: none"> 1. Add 4U net & packaged weights、 module weights、 video source specifications 2. Update dual HDMI 2.0 output module resolution 	Aster
V1.4	2023-09-06	Add frame rate & overall bandwidth of HDMI 1.3、 DVI、 HDMI 2.0 input and output modules	Aster
V1.5	2023-12-19	Add optional input and output modules	Aster
V1.6	2023-12-28	Add 1U model	Aster
V1.7	2024-01-12	<ol style="list-style-type: none"> 1. Update 1U rear panel 2. Add specification: dual HDMI 1.3 & dual DVI input module、 dual HDMI 1.3 output module with Dante、 Streaming Output Module、 Quad Input & Quad Output Analog Audio Module 3. Add dimension drawing: 8U model、 module 	Aster

Product Overview

Q16pro Gen2 adopts a high-performance video image processing system with a pure hardware wire-speed processing architecture, which is suitable for education and scientific research, government announcements, information publishing, administrative management, military command, exhibitions, security monitoring, commercial sales and other industries.

The modular input and output card structure is adopted, and the arbitrary mixing function of the input card is realized at the same time. Not only can it easily access the common HDMI/DVI/SDI/IP/AUDIO/DANTE/HDBASET and other multiple signals, but also support DP 1.2, HDMI 2.0 and other ultra-high resolution 4K/8K signal input and output, easily realize 4K multi-screen point-to-point splicing.



Features

Inputs & Outputs

- **7 types of pluggable input modules, user configurable**
 - * Quad HDMI 1.3 Input Module
 - * Dual HDMI 2.0 & DP 1.2 Input Module
 - * Quad 3G SDI (LOOP) Input Module
 - * Quad DVI Input Module
 - * Single IP Input Module
 - * Dual HDMI 1.3 & Dual DVI Input Module
 - * Quad HDBaseT Input Module
- **Pluggable communication module**
 - * Communication Module with PVW
- **9 types of pluggable output modules, user configurable**
 - * Quad HDMI 1.3 Output Module
 - * Quad 3G SDI Output Module
 - * Quad DVI Output Module
 - * Single IP Output Module
 - * Dual HDMI 2.0 Output Module
 - * Dual HDMI 1.3 Output Module with Dante
 - * Streaming Output Module
 - * Quad HDBaseT Output Module
 - * Quad Input & Quad Output Analog Audio Module
- **Power module**
 - * 2U and above support redundant power module

Key Features

- Each module supports 8 screens spanning the output port without occupying layers
- LOGO overlay
- Dual independent OSD rolling subtitles
- Multi-window monitoring for inputs
- i signal output supported
- 12 bit input and output, RGB 4:4:4 color space
- Seamless switch between signals and scenes
- Dual power module backup


Device Controls

- **XPOSE Software Control**
Q16pro Gen2 can be connected to the XPOSE software for smart and convenient device management.
- **Cascading Control via Ethernet**
The Ethernet control port supports UDP protocol and star topology. Can achieve device cascading and communication on the same LAN.

Appearance

Front Panel

1U

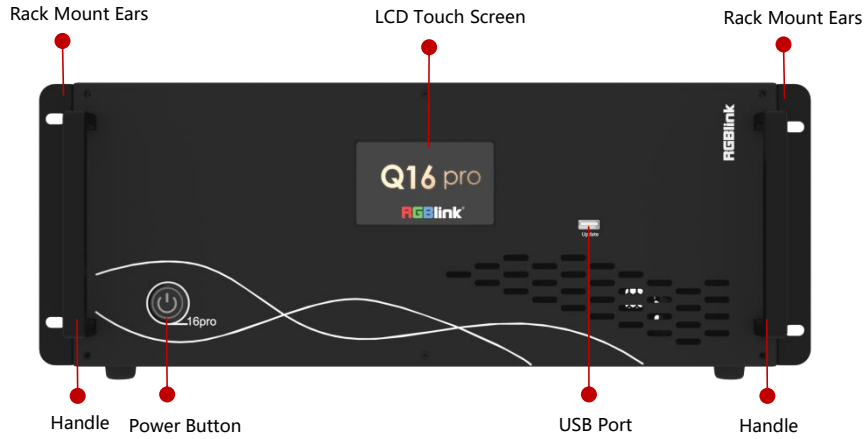


Name	Description
Power Button	<ul style="list-style-type: none"> • Press the button to power on or power off the device. • Button light turns red when powered on.
LCD Panel	Display current status of the device, and provide interactive choices in conjunction with buttons on the front panel.
Knob	<ul style="list-style-type: none"> • Rotate the knob to select a item. • Press the knob to confirm the operation.
Buttons	<ul style="list-style-type: none"> • MENU: 1) Enter main menu; 2) Back to the previous menu. • SAVE: Push SAVE+Digital Button to save scenes to SCENE1-16. • SCALE: Adjust width, height, H position and V position of layers. • SPLIT: Select layout for Split Mode. • LOAD: Push LOAD+Digital Button to load scenes. • LAYOUT: Select layout for Presentation Mode. • IN1-IN8: 1) Input signal selection buttons; 2) 1, 2, 3, 4, 6, 7, 8, 9 digital button. • L1-L8: 1) Layer selection buttons; 2) L1 and L5 as 5, 0 digital button
Handles	For carrying device.
Rack Mount Ears	Use with the load-bearing screws to fix device on the rack.

2U




4U



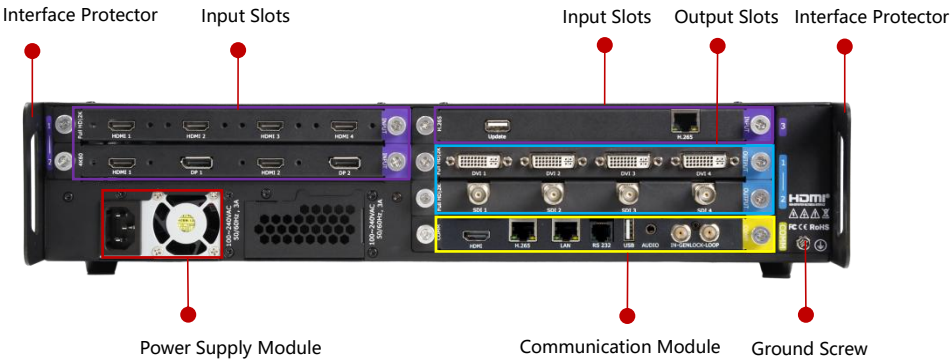
Name	Description
LCD Touch Screen	<ul style="list-style-type: none"> • Display current status of the device. • For menu operation.
Power Button	<ul style="list-style-type: none"> • Press the button to power on or power off the device. • Button light turns red when powered on.
USB Port	Used for device upgrade.
Handles	For carrying device.
Rack Mount Ears	Use with the load-bearing screws to fix device on the rack.

Rear Panel

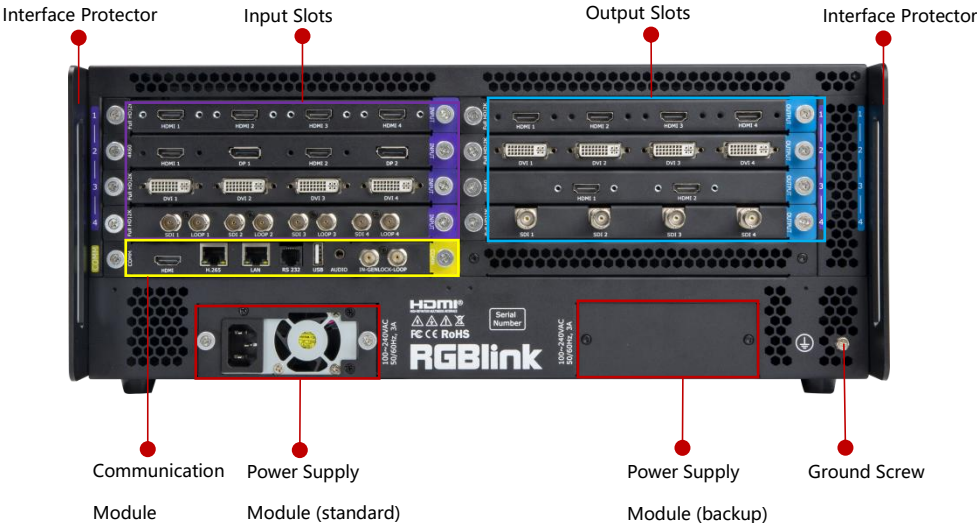
1U






2U





4U





Name	Description
Input Slots	<ul style="list-style-type: none"> • Support quad HDMI 1.3, quad DVI, quad 3G SDI (LOOP), dual HDMI 2.0 & DP 1.2, single IP, dual HDMI 1.3 & dual DVI, quad HDBaseT input modules •  purple tip indicates input
Output Slots	<ul style="list-style-type: none"> • Support quad HDMI 1.3, quad 3G SDI, quad DVI, dual HDMI 2.0, single IP, dual HDMI 1.3 with Dante, quad HDBaseT, streaming output module, quad input & quad output analog audio module • Support input modules •  blue tip indicates output
Communication Module	<ul style="list-style-type: none"> • Communication module with PVW •  yellow tip indicates communication
Power Module	IEC power socket
Interface Protector	Used to pull out device, fix cables and protect interfaces from collision
Ground Screw	Increase the safety and reliability, and avoid accidents such as fire and explosion caused by static electricity.


Module Specification


INPUT MODULE		
Input Module 1: Quad HDMI 1.3 Input Module		
		<p>Key Features</p> <ul style="list-style-type: none"> • Fully modular architecture • Support HDMI (with HDCP) inputs • Input resolution up to 2048×1080@60Hz • EDID management • Support hot swap
Connectors	Input	4xHDMI-A
Performance	Resolution	<p>SMPTE</p> <p>720x480p@60 720x576p@50 1280x720p@23.98/24/25/29.97/30/50/59.94/60 1920x1080i@50/59.94/60 1920x1080p@24/25/29.97/30/50/59.94/60 Custom</p>
		<p>VESA</p> <p>1024x768p@60/75/85 1280x800p@60 1280x1024p@60/75/85 1360x768p@60 1366x768p@60 1440x900p@60 1400x1050p@60 1680x1050p@60 1920x1080p@60 1920x1200p@60 Custom</p>
	Custom Resolutions	<p>1536x960@60 1840x960@60 1920x1152@60 1872x1152@60</p> <p>Note: Resolutions listed above have been tested already, for other custom resolutions not mentioned, please refer to the actual use.</p>
	Max Width/Height	<ul style="list-style-type: none"> • Max width: 2048 (2048x1080@60) • Max height: 1152 (1920x1152@60)
	Frame Rate	120HZ
	Overall Bandwidth	235W
	EDID Management	Support
	HDCP	HDCP 1.X compliant
Physical	Weight	0.27kg
	Dimension	202mm x 190.8mm x 20mm
Order Code	Product Code	790-1002-01-0


INPUT MODULE		
Input Module 2: Quad DVI Input Module		
		<p>Key Features</p> <ul style="list-style-type: none"> • Fully modular architecture • Quad standard DVI input signals • Input resolution up to 2048×1080@60Hz • EDID management • Support hot swap
Connectors	Input	4xDVI-I
Performance	Resolution	<p>SMPTE</p> <p>720x480p@60 720x576p@50 1280x720p@23.98/24/25/29.97/30/50/59.94/60 1920x1080i@50/59.94/60 1920x1080p@24/25/29.97/30/50/59.94/60 Custom</p>
		<p>VESA</p> <p>1024x768p@60/75/85 1280x800p@60 1280x1024p@60/75/85 1360x768p@60 1366x768p@60 1440x900p@60 1400x1050p@60 1680x1050p@60 1920x1080p@60 1920x1200p@60 Custom</p>
	Custom Resolutions	<p>1536x960@60 1840x960@60 1920x1152@60 1872x1152@60</p> <p>Note: Resolutions listed above have been tested already, for other custom resolutions not mentioned, please refer to the actual use.</p>
	Max Width/Height	<ul style="list-style-type: none"> • Max width: 2048 (2048x1080@60) • Max height: 1152 (1920x1152@60)
	Frame Rate	120HZ
	Overall Bandwidth	235W
	EDID Management	Support
	HDCP	HDCP 1.X compliant
Physical	Weight	0.27kg
	Dimension	202mm x 190.8mm x 20mm
Order Code	Product Code	790-1002-05-0


INPUT MODULE		
Input Module 3: Dual HDMI 1.3 & Dual DVI Input Module		
		<p>Key Features</p> <ul style="list-style-type: none"> • Fully modular architecture • Support HDMI (with HDCP) inputs • Input resolution up to 2048×1080@60Hz • EDID management • Support hot swap
Connectors	Input	2xHDMI-A 2xDVI-I
Performance	Resolution	<p>SMPTE</p> <p>720x480p@60 720x576p@50 1280x720p@23.98/24/25/29.97/30/50/59.94/60 1920x1080i@50/59.94/60 1920x1080p@24/25/29.97/30/50/59.94/60 Custom</p>
		<p>VESA</p> <p>1024x768p@60/75/85 1280x800p@60 1280x1024p@60/75/85 1360x768p@60 1366x768p@60 1440x900p@60 1400x1050p@60 1680x1050p@60 1920x1080p@60 1920x1200p@60 Custom</p>
	Custom Resolutions	<p>1536x960@60 1840x960@60 1920x1152@60 1872x1152@60</p> <p>Note: Resolutions listed above have been tested already, for other custom resolutions not mentioned, please refer to the actual use.</p>
	Max Width/Height	<ul style="list-style-type: none"> • Max width: 2048 (2048x1080@60) • Max height: 1152 (1920x1152@60)
	Frame Rate	120HZ
	Overall Bandwidth	235W
	EDID Management	Support
	HDCP	HDCP 1.X compliant
Physical	Weight	0.27kg
	Dimension	202mm x 190.8mm x 20mm
Order Code	Product Code	790-1002-07-0


INPUT MODULE		
Input Module 4: Quad 3G SDI (LOOP) Input Module		
		Key Features <ul style="list-style-type: none"> • Fully modular architecture • Input resolution up to 1920×1080@60Hz • Support I/P signal input • Support hot swap
Connectors	Input	8xBNC (4 IN 4 LOOP)
Performance	Resolution	SMPTE 480i@60 720x480p@60 576i@50 1280x720p@50/59.94/60 1920x1080 i@50/59.94/60 1920x1080p@23.98/24/25/29.97/30/50/59.94/60 VESA 1920x1080p@60
	Standard	<ul style="list-style-type: none"> • Support ST-424 (3G), ST292 (HD) standard video inputs. • Support 3G-Level A/Level B (DS mode).
	Frame Rate	60HZ
	Overall Bandwidth	207W
	Interlaced Signal Inputs	Support
	Physical	Weight
	Dimension	202mm x 190.8mm x 20mm
Order Code	Product Code	790-1002-04-0


INPUT MODULE		
Input Module 5: Dual HDMI 2.0 & DP 1.2 Input Module		
		<p>Key Features</p> <ul style="list-style-type: none"> • Fully modular architecture • Support HDMI(with HDCP) inputs • Input resolution up to 3840×2160@60Hz • EDID management • Support hot swap • Choose one of four input signals to use
Connectors	Input	2xHDMI-A 2xDP
Performance	Resolution	<p>SMPTE</p> <p>480i@60 720x480p@60 576i@50 720x576p@50 1280x720p@50/59.94/60 1920x1080p@23.98/24/25/29.97/30/50/59.94/60 3840x1080p@30/60 3840x2160p@25/30/50/60 Custom</p> <p>VESA</p> <p>640x480p@60/75/85 800x600p@60/75/85 1024x768p@60/75/85 1280x800p@60 1280x1024p@60/75/85 1360x768p@60 1366x768p@60 1440x900p@60 1400x1050p@60 1366x768p@60 1680x1050p@60 1920x1080p@60 1920x1200p@60 2048x1152p@60 2560x1440p@60 2560x1600p@60 3840x2160p@25/30/50/60</p>
	Max Width/Height	<ul style="list-style-type: none"> • Max width: 3840 • Max height: 2160
	Frame Rate	120HZ
	Overall Bandwidth	829W
	EDID Management	Support
	HDCP	HDCP 2.2 compliant
	Physical	Weight
	Dimension	202mm x 190.8mm x 20mm
Order Code	Product Code	790-1002-03-0

INPUT MODULE		
Input Module 6: Single IP Input Module		
		<p>Key Features</p> <ul style="list-style-type: none"> • Fully modular architecture • Support 16*1080p@30 decoding • Support RTSP/RTMP network protocol • Support hot swap
Connectors	Input	1xUSB-A 1xRJ45
Performance	Resolution	SMPTE 720p@30/50/60 1080p@30/50/60 2160p@30/60
	Network Protocol	<ul style="list-style-type: none"> • RTSP • RTMP
	Decoding Standard	<ul style="list-style-type: none"> • H.265 Main Profile Level 5.1 • H.264 Baseline/Main/High Profile Level 5.0
Physical	Weight	0.28kg
	Dimension	202mm x 190.8mm x 20mm
Order Code	Product Code	790-1002-02-0


OUTPUT MODULE		
Output Module 1: Quad HDMI 1.3 Output Module		
		Key Features <ul style="list-style-type: none"> • Fully modular architecture • Output resolution up to 2048×1152@60Hz • Support hot swap
Connectors	Output	4xHDMI-A
Performance	Resolution	SMPTE/VESA 1024x768p@60 1280x720p@50/59.94/60 1280x800p@60 1280x1024p@60 1360x768p@60 1366x768p@60 1400x1050p@60 1440x900p@60 1600x1200p@60 1680x1050p@60 1920x1080p@23.98/24/25/29.97/30/50/ 59.94/60 1920x1200p@60 2560x816p@60 2048x1152p@60 Custom
	Custom Resolutions	1536x960p@60 1840x960p@60 1920x1152p@60 1920x1200p@60 1872x 1152p@60 2048x1152p@60 1536x1536p@60 2048x1080p@60 2304x 1080p@60 2560×960p@60 3840x640p@60 3840x1080p@30 640x3840p @30/50 512x3840p@50 1152x1536p@60 Note: Resolutions listed above have been tested already, for other custom resolutions not mentioned, please refer to the actual use.
	Max Width/Height	<ul style="list-style-type: none"> • Max width: 3840 (3840x640p@60) • Max height: 3840 (640x3840p@50)
	Frame Rate	120HZ
	Overall Bandwidth	245W
Physical	Weight	0.28kg
	Dimension	202mm x 190.8mm x 20mm
Order Code	Product Code	790-1002-21-0

OUTPUT MODULE		
Output Module 2: Quad DVI Output Module		
		Key Features <ul style="list-style-type: none"> • Fully modular architecture • Output resolution up to 2048x1152@60Hz • Support hot swap
Connectors	Output	4xDVI-I
Performance	Resolution	SMPTE/VESA 1024x768p@60 1280x720p@50/59.94/60 1280x800p@60 1280x1024p@60 1360x768p@60 1366x768p@60 1400x1050p@60 1440x900p@60 1600x1200p@60 1680x1050p@60 1920x1080p@23.98/24/25/29.97/30/50/59.94/60 1920x1200p@60 2560x816p@60 2048x1152p@60 Custom
	Custom Resolutions	1536x960p@60 1840x960p@60 1920x1152p@60 1920x1200p@60 1872x1152p@60 2048x1152p@60 1536x1536p@60 2048x1080p@60 2304x1080p@60 2560x960p@60 3840x640p@60 3840x1080p@30 640x3840p@30/50 512x3840p@50 1152x1536p@60 Note: Resolutions listed above have been tested already, for other custom resolutions not mentioned, please refer to the actual use.
	Max Width/Height	<ul style="list-style-type: none"> • Max width: 3840 (3840x640p@60) • Max height: 3840 (640x3840p@50)
	Frame Rate	120HZ
	Overall Bandwidth	245W
Physical	Weight	0.28kg
	Dimension	202mm x 190.8mm x 20mm
Order Code	Product Code	790-1002-26-0


OUTPUT MODULE		
Output Module 3: Quad 3G SDI Output Module		
		Key Features <ul style="list-style-type: none"> • Fully modular architecture • Output resolution up to 1920x1080@60Hz • Support hot swap
Connectors	Output	4xBNC
Performance	Resolution	SMPTE 1280x720p@50/59.94/60 1920x1080p@23.98/24/25/29.97/30/50/59.94/60
	Frame Rate	60HZ
	Overall Bandwidth	207W
Physical	Weight	0.34kg
	Dimension	202mm x 190.8mm x 20mm
Order Code	Product Code	790-1002-25-0

OUTPUT MODULE		
Output Module 4: Dual HDMI 2.0 Output Module		
		Key Features <ul style="list-style-type: none"> • Fully modular architecture • Output resolution up to 4096x2160@60Hz • Support hot swap
Connectors	Output	2xHDMI-A
Performance	Resolution	SMPTE/VESA 1024x768p@60 1280x720p@50/59.94/60 1280x800p@60 1280x1024p@60 1360x768p@60 1400x1050p@60 1440x900p@60 1600x1200p@60 1680x1050p@60 1920x1080p@23.98/24/25/29.97/30/50/59.94/60 1920x1200p@60 2560x816p@60 2048x1152p@60 2560x1440p@60 2560x1600p@60 3840x1080p@30/60 3840x2160p@50/59.94/60 4096x2160p@25/50/59.94/60 Custom
	Custom Resolutions	1024x768@60 1280x720@50/59.94/60 1280x800@60 1280x1024@60 1360x768@60 1400x1050@60 1440x900@60 1600x1200@60 1680x1050@60 1920x1080@23.98/24/25/29.97/30/50/59.94/60 1920x1200@60 2560x816@60 2048x1152@60 2560x1440@60 2560x1600@60 3840x1080@60 3840x2160@50/59.94/60 4096x2160@25/50/59.94/60 Note: Resolutions listed above have been tested already, for other custom resolutions not mentioned, please refer to the actual use.
	Max Width/Height	<ul style="list-style-type: none"> • Max width: 4096 (4096x2160p@60) • Max height: 2160 (4096x2160p@60)
	Frame Rate	120HZ
	Overall Bandwidth	884W
	Physical	Weight
	Dimension	202mm x 190.8mm x 20mm
Order Code	Product Code	790-1002-23-0


PRELIMINARY**OUTPUT MODULE****Output Module 5: Streaming Output Module**


		Key Features <ul style="list-style-type: none"> • Fully modular architecture • Output resolution up to 1920×1080@60Hz • USB 3.0 recording • Streaming via LAN port and USB-C port • Support simultaneous streaming to 2 platforms via RTMP、RTMPS • Support hot swap 		
		Connectors	Output	1xRJ45 1xUSB-A 1xUSB-C
Performance	Resolution	SMPTE		
		720p@50/60 1080p@23.98/24.97/50/59.94/60		
	VESA			
	1024×768@60 1280×720@50/60 1280×768@60 1280×1024@60 1360×768@60 1920×1080@60			
	Video	Video Formats	HDCP 2.2	
		Video Latency	<4 frames	
	Audio	Delay	up to 8 frames	
		Audio Format	USB: Linear PCM, 16 bits/48 kHz, 2 ch	
Record/Storage	Record Formats	MP4		
	Disk Formats	FAT32(≤32 GB) exFAT(64GB~2T)		
Supported Standards	USB	3.0		
	H.265	ITU-T H.265/ ISO/IEC 23008-2		
Frame Rate	60HZ			
Physical	Weight	0.28kg		
	Dimension	202mm x 190.8mm x 20mm		
Order Code	Product Code	790-1002-29-0		

PRELIMINARY**OUTPUT MODULE****Output Module 6: Quad Input & Quad Output Analog Audio Module**

		Key Features <ul style="list-style-type: none"> • Fully modular architecture • Support volume adjustment • Support 4 inputs and 4 outputs • Video and audio switch synchronously • Support audio setting of different banks • Support extra any digital and analog audio • Support hot swap 														
		<table border="1"> <tr> <td rowspan="2">Connectors</td> <td>Input</td> <td>4×3.5mm audio jack</td> </tr> <tr> <td>Output</td> <td>4×3.5mm audio jack</td> </tr> <tr> <td>Performance</td> <td>Sound Channel</td> <td>Stereo, Double Channels</td> </tr> <tr> <td rowspan="2">Physical</td> <td>Weight</td> <td>0.30kg</td> </tr> <tr> <td>Dimension</td> <td>202mm x 190.8mm x 20mm</td> </tr> <tr> <td>Order Code</td> <td>Product Code</td> <td>790-1002-06-0</td> </tr> </table>	Connectors	Input	4×3.5mm audio jack	Output	4×3.5mm audio jack	Performance	Sound Channel	Stereo, Double Channels	Physical	Weight	0.30kg	Dimension	202mm x 190.8mm x 20mm	Order Code
Connectors	Input	4×3.5mm audio jack														
	Output	4×3.5mm audio jack														
Performance	Sound Channel	Stereo, Double Channels														
Physical	Weight	0.30kg														
	Dimension	202mm x 190.8mm x 20mm														
Order Code	Product Code	790-1002-06-0														

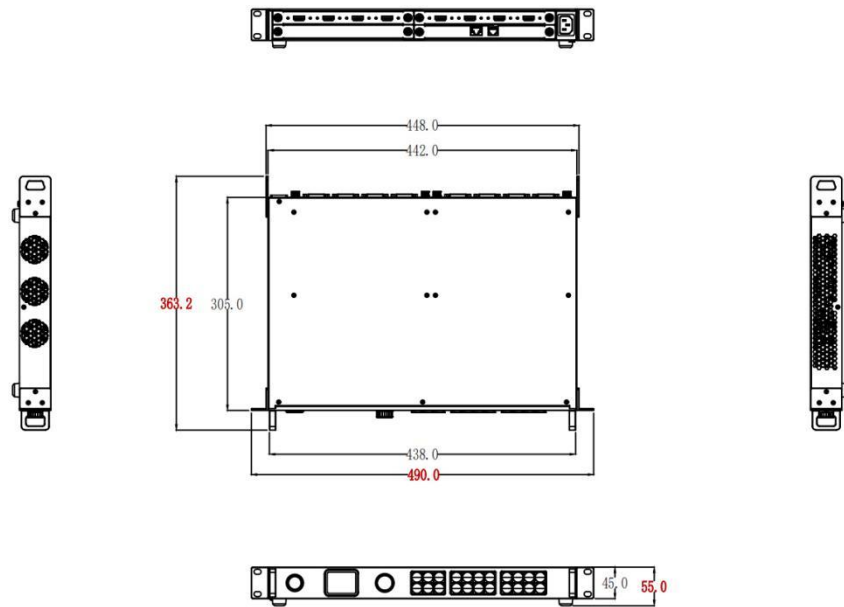
PRELIMINARY**OUTPUT MODULE****Output Module 7: Dual HDMI 1.3 Output Module with Dante**

		Key Features <ul style="list-style-type: none"> • Fully modular architecture • Dante input and outputs with up to 32 audio channels supported • Output resolution up to 2048×1152@60Hz • Switching between Dante audio and HDMI 1.3 embedded audio • Audio volume adjustment • Audio mixing • Lossless audio transmission with low latency • Support hot swap 																							
		<table border="1"> <tr> <td>Connectors</td> <td>Output</td> <td>2xHDMI-A 2xRJ45</td> </tr> <tr> <td rowspan="7">Performance</td> <td>Resolution</td> <td> SMPTE/VESA 1024x768p@60 1280x720p@50/59.94/60 1280x800p@60 1280x1024p@60 1360x768p@60 1366x768p@60 1400x1050p@60 1440x900p@60 1600x1200p@60 1680x1050p@60 1920x1080p@23.98/24/25/29.97/30/50/ 59.94/60 1920x1200p@60 2560x816p@60 2048x1152p@60 Custom </td> </tr> <tr> <td>Custom Resolutions</td> <td> 1536x960p@60 1840x960p@60 1920x1152p@60 1920x1200p@60 1872x 1152p@60 2048x1152p@60 1536x1536p@60 2048x1080p@60 2304x 1080p@60 2560x960p@60 3840x640p@60 3840x1080p@30 640x3840p @30/50 512x3840p@50 1152x1536p@60 Note: Resolutions listed above have been tested already, for other custom resolutions not mentioned, please refer to the actual use. </td> </tr> <tr> <td>Max Width/Height</td> <td> <ul style="list-style-type: none"> • Max width: 3840 (3840x640p@60) • Max height: 3840 (640x3840p@50) </td> </tr> <tr> <td>Sampling Rate</td> <td>48KHZ</td> </tr> <tr> <td>Frame Rate</td> <td>120HZ</td> </tr> <tr> <td>Overall Bandwidth</td> <td>245W</td> </tr> <tr> <td>Physical</td> <td>Weight</td> <td>0.31kg</td> </tr> <tr> <td></td> <td>Dimension</td> <td>202mm x 190.8mm x 20mm</td> </tr> <tr> <td>Order Code</td> <td>Product Code</td> <td>790-1002-30-0</td> </tr> </table>	Connectors	Output	2xHDMI-A 2xRJ45	Performance	Resolution	SMPTE/VESA 1024x768p@60 1280x720p@50/59.94/60 1280x800p@60 1280x1024p@60 1360x768p@60 1366x768p@60 1400x1050p@60 1440x900p@60 1600x1200p@60 1680x1050p@60 1920x1080p@23.98/24/25/29.97/30/50/ 59.94/60 1920x1200p@60 2560x816p@60 2048x1152p@60 Custom	Custom Resolutions	1536x960p@60 1840x960p@60 1920x1152p@60 1920x1200p@60 1872x 1152p@60 2048x1152p@60 1536x1536p@60 2048x1080p@60 2304x 1080p@60 2560x960p@60 3840x640p@60 3840x1080p@30 640x3840p @30/50 512x3840p@50 1152x1536p@60 Note: Resolutions listed above have been tested already, for other custom resolutions not mentioned, please refer to the actual use.	Max Width/Height	<ul style="list-style-type: none"> • Max width: 3840 (3840x640p@60) • Max height: 3840 (640x3840p@50) 	Sampling Rate	48KHZ	Frame Rate	120HZ	Overall Bandwidth	245W	Physical	Weight	0.31kg		Dimension	202mm x 190.8mm x 20mm	Order Code
Connectors	Output	2xHDMI-A 2xRJ45																							
Performance	Resolution	SMPTE/VESA 1024x768p@60 1280x720p@50/59.94/60 1280x800p@60 1280x1024p@60 1360x768p@60 1366x768p@60 1400x1050p@60 1440x900p@60 1600x1200p@60 1680x1050p@60 1920x1080p@23.98/24/25/29.97/30/50/ 59.94/60 1920x1200p@60 2560x816p@60 2048x1152p@60 Custom																							
	Custom Resolutions	1536x960p@60 1840x960p@60 1920x1152p@60 1920x1200p@60 1872x 1152p@60 2048x1152p@60 1536x1536p@60 2048x1080p@60 2304x 1080p@60 2560x960p@60 3840x640p@60 3840x1080p@30 640x3840p @30/50 512x3840p@50 1152x1536p@60 Note: Resolutions listed above have been tested already, for other custom resolutions not mentioned, please refer to the actual use.																							
	Max Width/Height	<ul style="list-style-type: none"> • Max width: 3840 (3840x640p@60) • Max height: 3840 (640x3840p@50) 																							
	Sampling Rate	48KHZ																							
	Frame Rate	120HZ																							
	Overall Bandwidth	245W																							
	Physical	Weight	0.31kg																						
	Dimension	202mm x 190.8mm x 20mm																							
Order Code	Product Code	790-1002-30-0																							

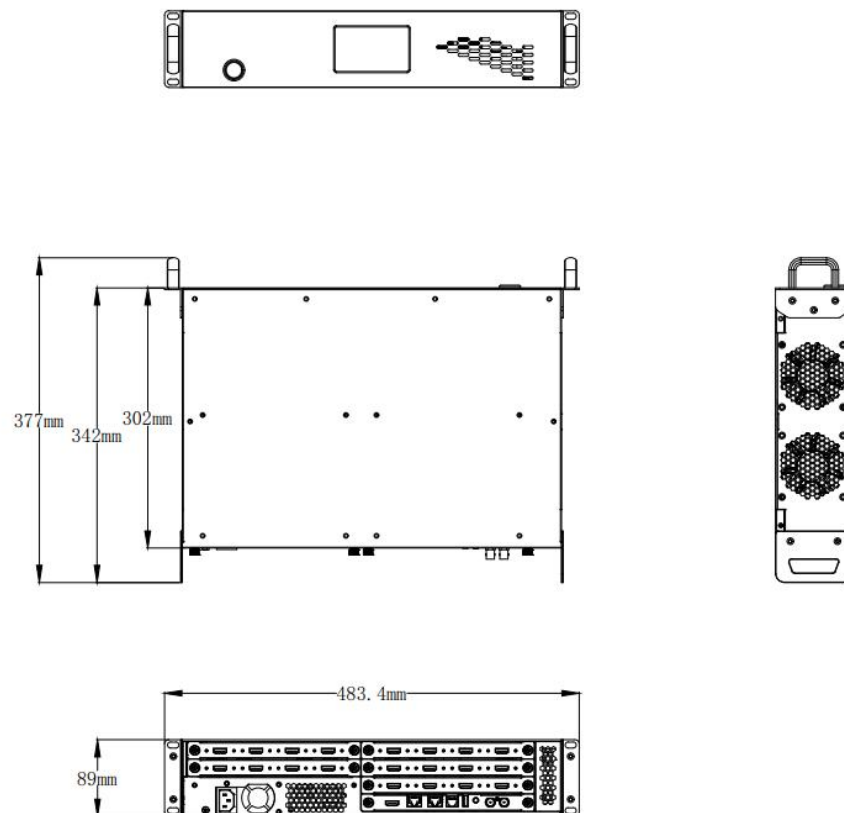
COMMUNICATION MODULE		
Communication Module: Communication Module with PVW		
		Key Features <ul style="list-style-type: none"> • Fully modular architecture • Support hot swap
Connectors	Type	Description
	1xPVW (HDMI)	Used for multi-window monitoring
	1xIP (H.265)	Used for remote control and IP echo
	1xLAN	Connected to router or control PC to realize software control
	1xRS232	Connected to router or control PC to realize software control or device upgrade
	1xUSB	Used for device upgrade
	1xTRS	Used for audio monitoring
	1xIN-GENLOCK-LOOP	Connected to a synchronization signal <ul style="list-style-type: none"> • IN: Used to accept the sync signal • LOOP: Used to loop the sync signal
Physical	Weight	0.30kg
	Dimension	202mm x 190.8mm x 20mm
Order Code	Product Code	790-1002-22-0

Dimensions

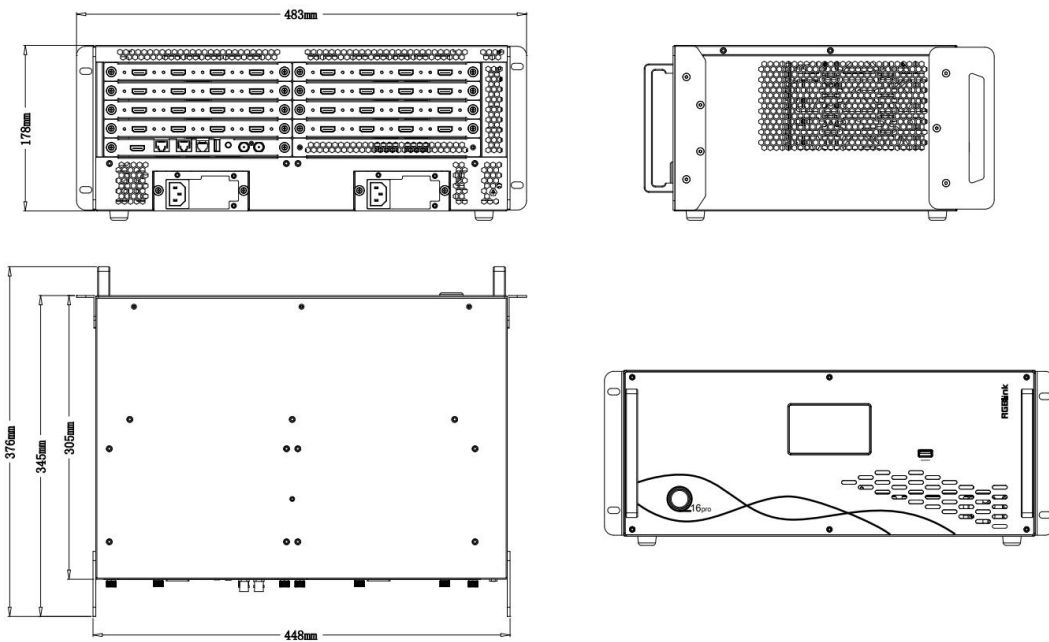
Dimension of Q16pro Gen2 1U: 490mm x 363.2mm x 55mm



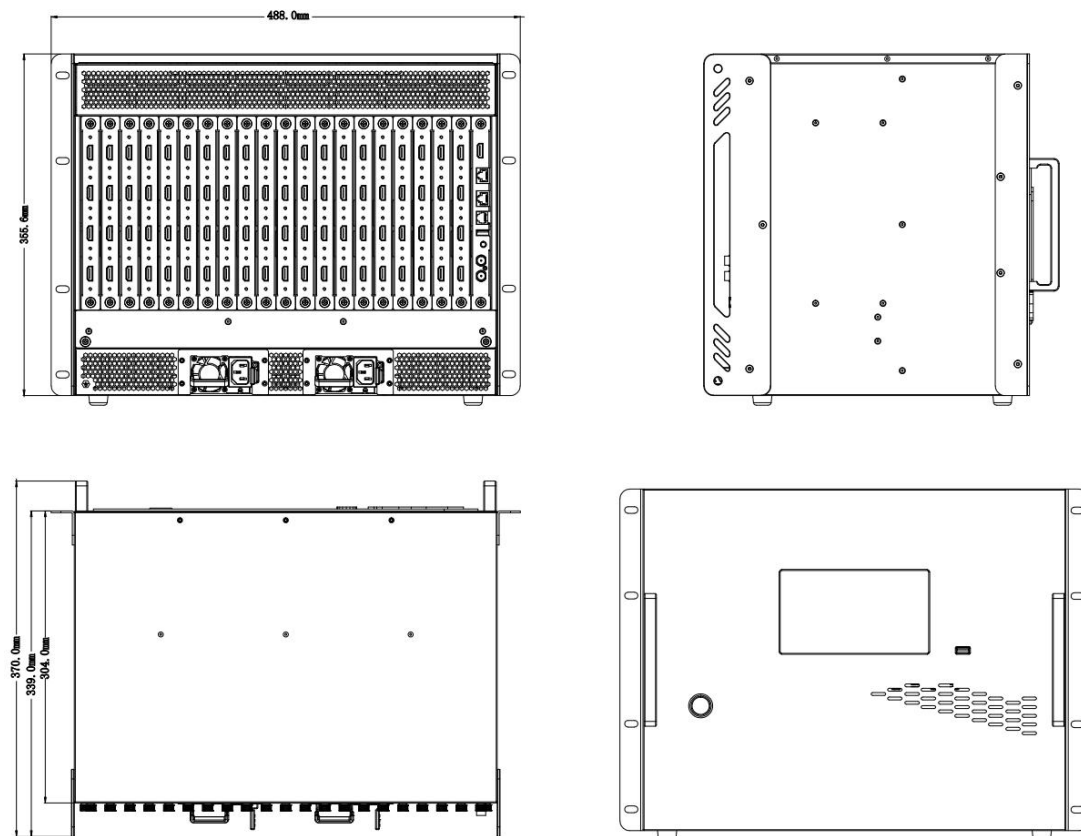
Dimension of Q16pro Gen2 2U: 483.4mmx377mmx89mm



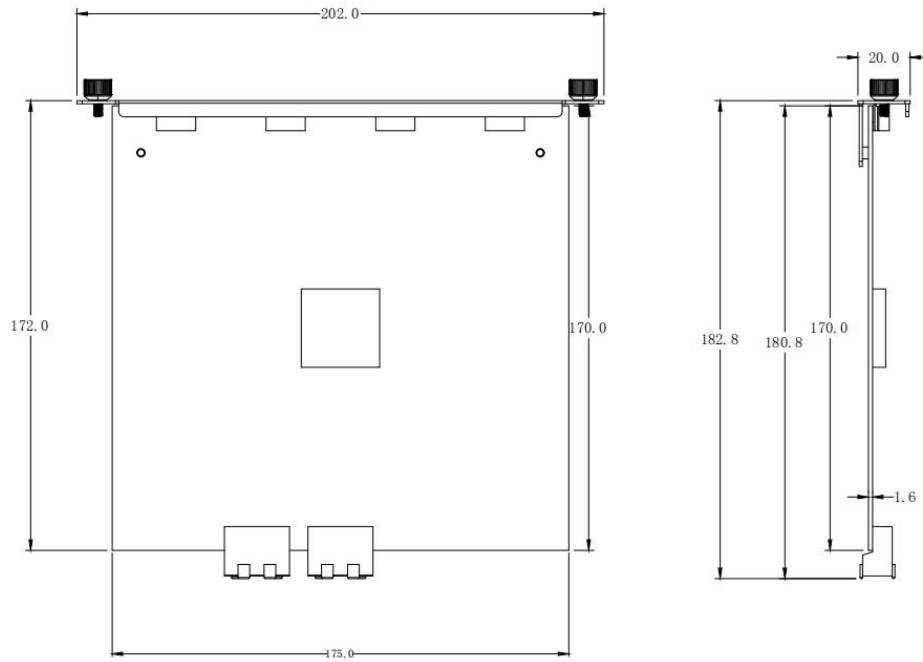
Dimension of Q16pro Gen2 4U: 483mm x 376mm x 178mm



Dimension of Q16pro Gen2 8U: 488mm x 370mm x 355.6mm



Dimension of module: 202mm x 190.8mm x 20mm



unit: mm

Product Technical Specification

Model		Q16pro Gen2 1U (preliminary)	Q16pro Gen2 2U	Q16pro Gen2 4U	Q16pro Gen2 8U	
Specification		1U	2U	4U	8U	
Input Slots		2	3	4	10	
Output Slots		1	2	4	10	
Shared Slots		nonsupport	nonsupport	Output slot No. 1~4	Output slot No. 1~8	
Physical	Net Dimension	490x363.2x55mm	483.4x377x89mm	483.4x376x178mm	488x370x355.6mm	
	Package Dimension	530x440x120mm	630x585x250mm	645x525x295mm	585x460x520mm	
	Net Weight	3.80kg	5.53kg	7.24kg	13.42kg	
	Package Weight	5.50kg	9.25kg	11.47kg	18.42kg	
	Module Weight	Input Module				
		Quad HDMI 1.3	0.27kg	Quad DVI		0.27kg
		Dual HDMI 1.3 & Dual DVI	0.27kg	Quad 3G SDI (LOOP)		0.40kg
		Dual HDMI 2.0 & DP 1.2	0.27kg	Single IP		0.26kg
		Output Module				
		Quad HDMI 1.3	0.28kg	Quad DVI		0.28kg
Quad 3G SDI		0.34kg	Dual HDMI 2.0		0.26kg	
Single IP		0.28kg	Streaming		0.28kg	
Analog Audio Module		0.30kg	Dual HDMI 1.3 with Dante		0.31kg	
Others						
Communication Module with PVW	0.30kg	300W Redundant Power Module		0.74kg		
What's included	1 x Network Cable	1 x USB to RS232 Cable	1 x RS232 to RJ11 Cable	1 x Power Cable		
	1 x DVI Cable	1 x HDMI to DVI Cable	1 x HDMI Cable			
Standards	Supported Standards	SDI	SD/HD/3G			
		HDMI	2.0			
		DVI	1.0			
		DP	1.2			
		H.265	H.265			
		HDBaseT	1.0			
Power	Input Voltage	AC 100V-240V, 50/60Hz (2U and above support dual PSU.)				
Working Environment	Temperature	0°C ~ 45°C				
Environment	Humidity	15%~85%, RH				
Storage Environment	Temperature	0°C ~ 55°C				
	Humidity	5% ~ 85%, RH				
Certificate		CE, FCC, RoHS				

Video Source Specifications

INPUT		Features		
		Bit Depth	Color Space/Sampling	Input Resolutions
Input Module 1	HDMI 2.0	8bit	RGB4:4:4	3840x2160@60
			YCbCr4:4:4	
			YCbCr4:2:2	
Input Module 2	HDMI 1.3	8bit	RGB4:4:4	1920x1080@60
			YCbCr4:4:4	
			YCbCr4:2:2	
		10bit/12bit	RGB4:4:4	1920x1080@30
			YCbCr4:4:4	
			YCbCr4:2:2	
Input Module 3	DVI	8bit	RGB4:4:4	1920x1080@60
			YCbCr4:4:4	
			YCbCr4:2:2	
		10bit/12bit	RGB4:4:4	1920x1080@30
			YCbCr4:4:4	
			YCbCr4:2:2	
Input Module 4	SDI	10bit	YCbCr4:2:2	1920x1080@60
	Note	<ul style="list-style-type: none"> For requirements of other resolutions, frame rates and bit depths on input module, please contact RGBlink for customization. 		
OUTPUT		Features		
		Bit Depth	Color Space/Sampling	Output Resolutions
Output Module 1	HDMI 1.3	8bit	RGB4:4:4	1920x1080@60
			YCbCr4:4:4	
			YCbCr4:2:2	
		10bit/12bit	RGB4:4:4	1920x1080@30
			YCbCr4:4:4	
			YCbCr4:2:2	

Notes and Cautions

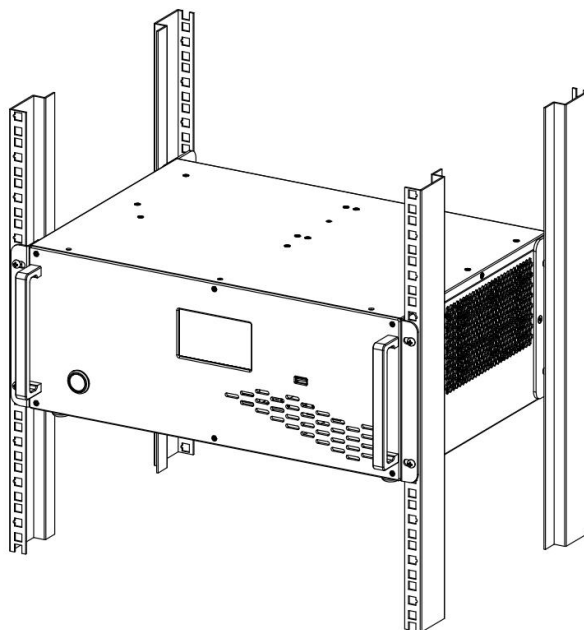
Notes for Battery

The general safety information in this summary is for operating personnel.

- **Do Not Remove Covers or Panels** — There are no user-serviceable parts within the unit. Removal of the top cover will expose dangerous voltages. To avoid personal injury, do not remove the top cover. Do not operate the unit without the cover installed.
- **Power Source** — This product is intended to operate from a power source that will not apply more than 230 volts rms between the supply conductors or between both supply conductor and ground. A protective ground connection by way of grounding conductor in the power cord is essential for safe operation.
- **Grounding the Product** — This product is grounded through the grounding conductor of the power cord. To avoid electrical shock, plug the power cord into a properly wired receptacle before connecting to the product input or output terminals. A protective-ground connection by way of the grounding conductor in the power cord is essential for safe operation.
- **Use the Proper Power Cord** — Use only the power cord and connector specified for your product. Use only a power cord that is in good condition. Refer cord and connector changes to qualified service personnel.
- **Use the Proper Fuse** — To avoid fire hazard, use only the fuse having identical type, voltage rating, and current rating characteristics. Refer fuse replacement to qualified service personnel.
- **Do Not Operate in Explosive Atmospheres** — To avoid explosion, do not operate this product in an explosive atmosphere.

Notes for Installation

When the product needs to be installed on the rack, 4 screws at least M5*12 should be used to fix it. The rack for installation shall bear at least 42kg weight.



- **Safety Precautions** — To protect users from electric shock, ensure that the chassis connects to earth via the ground wire provided in the AC power Cord. The AC Socket-outlet should be installed near the equipment and be easily accessible.
- **Unpacking and Inspection** — Before opening device shipping box, inspect it for damage. If you find any damage, notify the shipping carrier immediately for all claims adjustments. As you open the box, compare its contents against the packing slip. If you find any shortages, contact your sales representative.
- **Site Preparation** — The environment in which you install your device should be clean, properly lit, free from static, and have adequate power, ventilation, and space for all components.
- **Mechanical Loading** — Mounting of the device in the rack should be such that a hazardous condition is not achieved due to uneven mechanical loading.

Order Codes

Product Code	Item
710-1002-10-0	Q16pro Gen2 1U (preliminary)
710-1002-06-1	Q16pro Gen2 2U (Communication Module with PVW Included)
710-1002-01-0	Q16pro Gen2 4U (Communication Module with PVW Included)
710-1002-07-1	Q16pro Gen2 8U (Communication Module with PVW Included)
790-1002-01-0	Q Series Quad HDMI 1.3 Input Module
790-1002-02-0	Q Series Single IP Input Module
790-1002-03-0	Q Series Quad HDMI 2.0 & DP 1.2 Input Module
790-1002-04-0	Q Series Quad 3G SDI (LOOP) Input Module
790-1002-05-0	Q Series Quad DVI Input Module
790-1002-07-0	Q Series Dual HDMI 1.3 & Dual DVI Input Module
790-1002-08-0	Q Series Quad HDBaseT Input Module (preliminary)
790-1002-06-0	Q Series Quad Input & Quad Output Analog Audio Module (preliminary)
790-1002-21-0	Q Series Quad HDMI 1.3 Output Module
790-1002-22-0	Q Series Communication Module with PVW
790-1002-23-0	Q Series Dual HDMI 2.0 Output Module
790-1002-25-0	Q Series Quad 3G SDI Output Module
790-1002-26-0	Q Series Quad DVI Output Module
790-1002-27-0	Q Series Single IP Output Module (preliminary)
790-1002-29-0	Q Series Streaming Output Module (preliminary)
790-1002-30-0	Q Series Dual HDMI 1.3 Output Module with Dante (preliminary)
790-1002-48-0	Q Series Quad HDBaseT Output Module (preliminary)
950-0016-00-0	Q Series 300W Redundant Power Module (for 2U)
950-1004-01-0	Q Series 300W Redundant Power Module (for 4U)
950-0017-00-0	Q Series 550W Redundant Power Module (for 8U)

Xiamen RGBlink Science & Technology Co Ltd

Headquarter: Room 601A, No. 37-3 Banshang community, Building 3, Xinke Plaza, Torch Hi-Tech Industrial Development Zone, Xiamen, China

Website: www.rgblink.com | **Tel:** +86-0592-5771197 | **Fax:** +86-0592-5788216 | **E-mail:** sales@rgblink.com



©2023 RGBlink All rights reserved.

www.rgblink.com



30

Template Version
RGB-PC-SP-25 May-003