

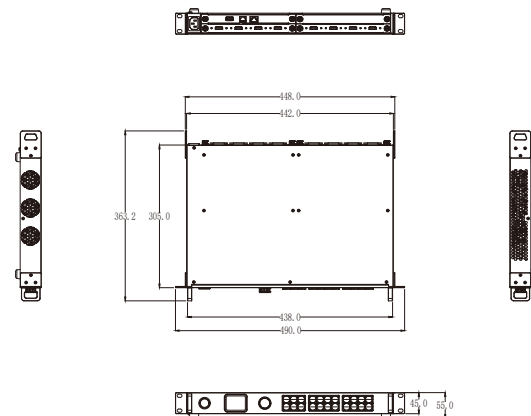
## Specification

Connectors	Input	2 slots, up to 8 inputs			
		Standard with	HDMI 1.3	4xHDMI-A	
		Optional	SDI (SD/HD/3G)	8xBNC(4 In   4 Loop)	
			DVI	4xDVI-I	
			DP 1.2   HDMI 2.0	2xDP   2 x HDMI-A	
	Output	Standard with	HDMI 1.3	4xHDMI-A	
		Optional	DP 1.2	2xDP	
			DVI	4xDVI-I	
			HDMI 2.0	2xHDMI-A	
			IP	1xRJ45	
Performance	Communication	LAN	1xRJ45		
		RS 232	1xRJ11		
		USB	1xUSB-A		
	Power	1xIEC			
	Input Resolutions	SDI	1280x720p@50/60   1920x1080i@50/59.94/60   1920x1080p@23.98/24/25/29.97/30/50/59.94/60		
		SMPTE			
		DVI   HDMI 1.3			
		SMPTE/VESA	1024x768p@60/75/85   1280x720p@60   1280x800p@60   1280x1024p@60/75/85   1360x768p@60   1366x768p@60   1400x1050p@60   1440x900p@60   1600x1200p@60   1680x1050p@60   1920x1080p@30/50/60   1920x1080i@50/59.94/60   Custom		
		DP 1.2   HDMI 2.0			
		SMPTE	720x480p@60   720x576p@50   1280x720p@30/50/59.94/60   1920x1080p@23.98/24/25/29.97/30/50/59.94/60   3840x2160p@25/30/50/60   Custom		
VESA		640x480p@60/75/85   800x600p@60/75/85   1024x768p@60/75/85   1280x800p@60   1280x1024p@60/75/85   1360x768p@60   1366x768p@60   1440x900p@60   1400x1050p@60   1600x1200p@60   1680x1050p@60   1920x1080p@60   1920x1200p@60   2048x1152p@60   3840x2160p@25/30/50/60			
Output Resolutions		Select from below or configure customized			
DVI   HDMI 1.3					
SMPTE/VESA		1024x768p@60/75/85   1280x720p@59.94/60   1280x800p@60   1280x1024p@60/75/85   1360x768p@60   1400x1050p@60   1440x900p@60   1600x1200p@60   1680x1050p@60   1920x1080p@30/50/60   1920x1080i@50/59.94/60   1920x1200p@60   2048x1152p@60   Custom			
DP 1.2   HDMI 2.0					
SMPTE/VESA	1024x768p@60   1280x720p@50/59.94/60   1280x800p@60   1280x1024p@60   1360x768p@60   1366x768p@60   1400x1050p@60   1440x900p@60   1600x1200p@60   1680x1050p@60   1920x1080p@23.98/24/25/29.97/30/50/59.94/60   1920x1200p@60   2560x816p@60   2048x1152p@60   2560x1440p@60   2560x1600p@60   3840x2160p@25/29.97/30/50/59.94/60   Custom				
Supported Standards	SDI	SD/HD/3G			
	HDMI	2.0			
	DisplayPort	1.2			
	DVI	Dual Link			
Power	Input Voltage	AC 100-240V, 50/60Hz			
	Max Power	65W			
Environment	Temperature	-5°C~45°C			
	Humidity	10%~85%			
Physical	Dimension	Net	490mm x 363.2mm x 55mm		
		Packaged	530mm x 440mm x 120mm		
	Weight	Net	3.8kg		
		Packaged	5.5kg		

## Order Codes

Product Code	Item
712-0004-05-0	Q16pro Gen2 1U 2K Standard:: 1 x Host (with Communication Module), 1 x HDMI 1.3 Input Module, 1 x HDMI 1.3 Output Module
712-0004-05-1	Q16pro Gen2 1U, 1 x Host (with Communication Module)
790-1004-01-0	Q16pro Gen2 1U Quad HDMI 1.3 Input Module
790-1004-02-0	Q16pro Gen2 1U Dual HDMI 2.0 & DP 1.2 4K@60 Input Module
790-1004-03-0	Q16pro Gen2 1U Quad DVI Input Module
790-1004-04-0	Q16pro Gen2 1U Quad 3G SDI Input Module
790-1004-05-0	Q16pro Gen2 1U Single IP Input Module
791-0004-21-0	Q16pro Gen2 1U Dual DP 1.2 Output Module
790-1004-22-0	Q16pro Gen2 1U Quad HDMI 1.3 Output Module
790-1004-23-0	Q16pro Gen2 1U Quad DVI Output Module
790-1004-26-0	Q16pro Gen2 1U Dual HDMI 2.0 Output Module
790-1004-29-0	Q16pro Gen2 1U Quad SDI Output Module

## Dimensions



**HDMI® HDCP™**

WEB: [www.rgblink.com](http://www.rgblink.com) EMAIL: [sales@rgblink.com](mailto:sales@rgblink.com) PHONE: +86 592 5771197  
Proudly designed and manufactured in Xiamen Hi Technology Zone, China

**RGBlink®**



[www.rgblink.com](http://www.rgblink.com)

# Q16pro

## 4K Multi-Layer Videowall Processor



**RGBlink®**

Q16pro Gen2 1U edition supports up to 8 inputs, including HDMI 1.3, SD/HD/3G SDI, HDMI2.0, H.264/265 for 2K and 4K signals. The standard unit comes with 4 HDMI 1.3 outputs and builds with local front control panel and remote control interfaces with RS 232 and ethernet ports. Q16pro is available to be remote controlled by XPOSE or 3rd party APP / controller by open API.

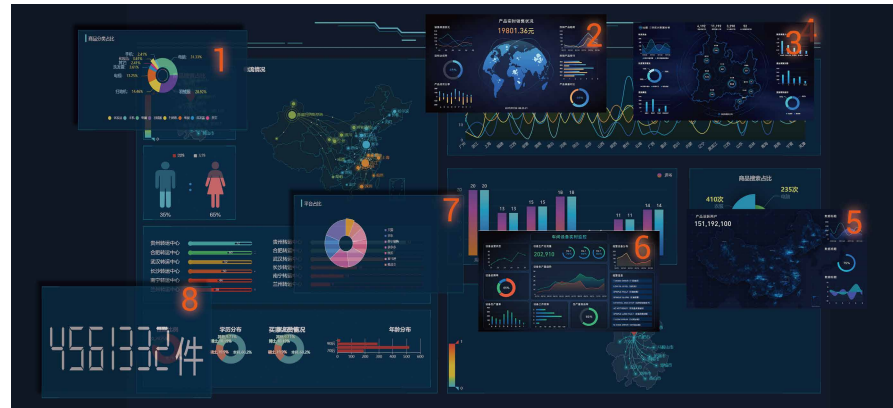
Q16pro Gen2 1U combine rugged design, class-leading video processing and image quality, ultra-low latency, versatile 4K connectivity, livestreaming capabilities, and unmatched ease of use to meet the requirement of the modern commercial display systems application, including live corporate meetings, hybrid events, worship productions, or large-scale LED video wall installations.

Its outputs supports up to 4 independent displays, and 8 layers with arbitrary roaming capacity and each layer can cross over each output without layer counting up.



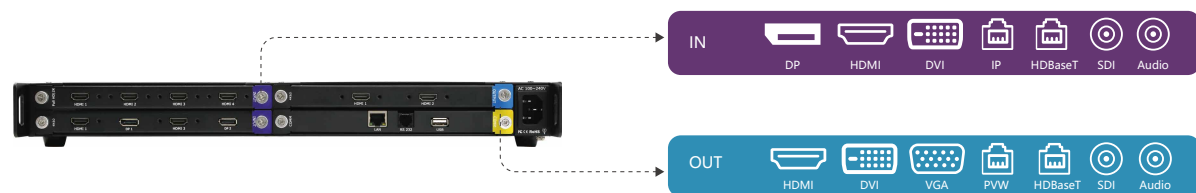
### Multi- Layer Multi-Window

Q16pro offers up to 8 2K windows or four 4K windows per output slot. Layer resources able to be freely used across any of the outputs within a slot for maximum availability and efficiency, including combinations of both 2K and 4K layer windows. Q16pro layering allows multi-window applications for large scale and spanning multiple display outputs.



### Modular Hybrid Modules

The processor offers a range of input and output modules, with signals able to be mixed-and-matched to meet requirement without incurring overhead. Modules are easily user-fit lowering TCO and simplifying operations of Q16pro based installations.



### OSD Dynamic Titles

Customised text in almost any format can be overlaid on output displays. The facility supports static and dynamic arrangements including scrolling messaging.




### Multi-screen Split Display

According to different application requirements, multiple screens can be displayed on the display screen, and the size of each screen can be adjusted arbitrarily, which can realize the effect of multi-person conferences on the screen at the same time.



### Seamless Switching

Switching between single signal sources and switching between scenes can achieve seamless switching effects with smooth transitions.




### High Performance Lossless 4K Processing

Q16pro not only supports HDMI 2.0 and DisplayPort 1.2 4K@60 signals and is engineered end-to-end to maintain and enhance fidelity with full 4:4:4 maintained throughout. Utilizing advanced processing engine developed RGBlink.



### Fast Fault Location

Support the software monitoring function, which can realize the connection status of the device through the software, and can identify whether the device connection is normal and the location of the fault point through different colors.



### Video Wall Splicing

Q16pro supports LCD video wall, LED large screen splicing, large screen display application, and can also superimpose multiple screens on the spliced screen, and arrange it arbitrarily on the video wall.

